



## DATES AT A GLANCE

Sept 13-17	DAY/WEEK 01 Schedule
Sept 13-14	Caring & Safe Schools Assembly
Sept 14	Course Change Request Deadline
Sept 15-16	<a href="#">Yom Kippur*</a>
Sept 20-24	DAY/WEEK 02 Schedule
Sept 20	School Council Meeting
Sept 25	Ontario Universities' Fairs (Virtual - 12 pm - 2 pm)
Sept 27-Oct 1	Safety Week
Sept 27-Oct 1	Day/Week 01 Schedule
Sept 27	Sukkot
Sept 30	Orange Shirt Day
(SFD)*	Significant Faith Day

## MESSAGE FROM OUR PRINCIPAL

Aniin Bozhoo! Benvenuto! May I offer an "official" welcome to the 2021/2022 School year. My name is Deanna Heron. My pronouns are she and her, and I am the *proud* new Principal of Emily Carr Secondary School! Also new to ECSS's Administration Team is Vice-Principal Patrick McQuade. Our newest students and families may have already met him, Paula Borges, or Themistocles Drekolias (our team of Vice-Principals) through their registration appointments and have learned how supportive, friendly, and knowledgeable they are.

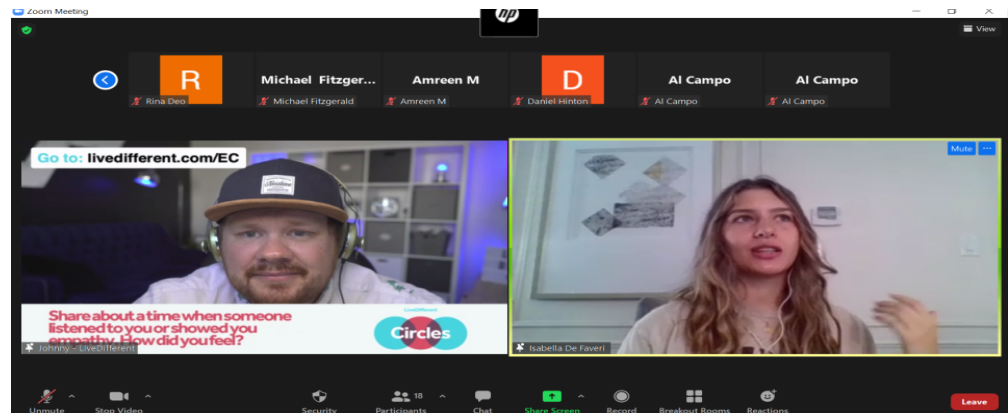


On Thursday, ECSS staff had the honour of welcoming all Grade 9, International, and Community Class students to their first day of their high school journey. All of the Gr. 9 classes joined an online assembly circle facilitated by LiveDifferent in partnership with ECSS's Student Activity Council! Each SAC representative shared stories of their lived experience to explore the power and potential of empathy. Today we enjoyed welcoming back the entire student body. Truly, the students have re-energized our learning community after months of the building being closed to on-site learning. I can already feel how ECSS students' positivity and openness to learning fuels all of us as educators and co-learners. May it ever be thus!

## ALSO FROM ADMINISTRATION

During the past few weeks our staff has worked very hard to ensure we have a successful and safe reopening. In order to ensure the safety of our community we ask students to please complete their screening form (please see below) prior to entering the building. This will allow students to enter quickly and safely. Staff members will be checking screening forms at the start of the school day. Students who do not complete the self-assessment prior to arrival will be directed to the main office.

## PHOTOS OF THE WEEK:



LiveDifferent's online assembly for grade 9 ECSS students.



## HELPFUL LINKS:

[ECSS Website](#)  
[YRDSB Website](#)  
[ECSS Twitter](#)  
[ECSS Calendar](#)  
[ECSS Instagram](#)

## SCHOOL COUNCIL

[emily.carr.ss@sc.yrdsb.ca](mailto:emily.carr.ss@sc.yrdsb.ca)

CHAIR - Patricia DeFranco

VICE-CHAIR - Tula

Larmand

[York Region Public Health](#)

[Tips For Speaking With Your Child - COVID-19](#)

[Mental Health Supports](#)

[School Mental Health Ontario](#)

ATTENDANCE email:  
[emilycarrss.attendance@yrdsb.ca](mailto:emilycarrss.attendance@yrdsb.ca)

SCHOOL email:  
[emily.carr.ss@yrdsb.ca](mailto:emily.carr.ss@yrdsb.ca)



Ms Haber's grade 9 class getting to know each other on Grade 9 Day.

## SEPTEMBER 13-17, 2021 SCHEDULE:

Please note, next week will be a **Week 1 Schedule**. Below you will find our schedule:

TIME	DAY/WEEK 1	DAY/WEEK 2
8:00 am - 10:30 am	Block 1	Block 3
10:40 am - 11:30 am	LUNCH	LUNCH
11:35 am - 2:05 pm	Block 2	Block 4

## LUNCH:

Everyday students are dismissed for lunch at 10:30 a.m.

10:40-11:05 a.m.	Grade 09 - Cafeteria (tables by server) Grade 10 - Cafeteria (tables by windows)
11:10-11:30 a.m.	Grade 11 - Cafeteria Grade 12 - Library

Students are free to eat lunch at the school or leave the property. While students are able to eat their lunch in the cafeteria and library, as per schedule above, there will be no food service in the cafeteria until further notice. Students should pack a healthy lunch. Students working or learning in the library during lunch may eat their lunch while they work. Food delivery services will not be allowed.

## SUPPORTING STUDENTS WITH PREVALENT MEDICAL CONDITIONS

Fillable Health Care forms have been sent to families. Families who have children with asthma, seizure disorders, anaphylaxis, diabetes, and/or other prevalent medical conditions are asked to complete the forms. This also applies to children who require the administration of medication at school. Should you have any questions regarding any of the above forms, please do hesitate to contact the school.



## HYBRID LEARNING INFORMATION (For those who chose remote learning)

For students who are registered to learn remotely, classroom teachers will be sending emails to student Gapps accounts outlining how to access their online classrooms. Below is some information to support you in accessing your online classrooms:

- **Online Learning Platforms** - [Resources for accessing and using Google Classroom](#) and [Brightspace/D2L](#) can be found on the Board website in addition to other [family resources](#) and [student tools and resources](#).
- If your child is new to the school, and does not know their GAPPs login information, you can contact the school's main office by phone (905-851-2843) or send us an email at [emily.carr.ss@yrdsb.ca](mailto:emily.carr.ss@yrdsb.ca) for support.

## DUAL CREDIT PROGRAM:

Information regarding the dual credit program can be found [here](#).

## NIGHT SCHOOL

Please refer to the attachment for continuing education opportunities.

## EMILY CARR AFTER SCHOOL WALK-IN COVID-19 VACCINATION CLINIC


Emily Carr will be hosting a Covid-19 Vaccination clinic on **Thursday, September 16 from 4:00 p.m. to 7:00 p.m.** Children and youth born in 2009 and earlier are eligible to be vaccinated. No appointment is required.

## DAILY SELF SCREENING FOR COVID-19 AND PROCESS FOR SCHOOL ENTRY


Students will have to perform their COVID-19 self screening daily, as outlined below.

**Step 1:** Everyday, students must complete the on-line self-assessment [COVID-19 School and Child-Care Screening Tool](#) before entering the school. You will get one of these responses to your screening, here is what you do...

If you get a 'Go to school' response:



If you get a 'Do not go to school' response:



**Step 2:** Complete this YRDSB [Confirmation Form](#).

**Step 3:** Upon completion of the YRDSB Confirmation form, students will receive an email. This email is colour coded by the day of the week, to help our school staff easily identify that students have successfully self-screened.

**Step 4:** Students will show their colour-coded email response in one of the

**Step 2:** You cannot go to school. Follow the directions provided by the self-screening tool.



following ways to school staff meeting them at the front door:

- Show email on phone (showing the email or a photo of the email)
- Hard copy printout of the email
- If neither option is available, students can provide verbal response confirming completion

## **CITY OF VAUGHAN: SPEED LIMIT**

In June 2021, the City of Vaughan approved the creation of a new Speed Limit Policy to ensure the safety of all road users and address road safety concerns noted by residents and city staff.

As part of the City's MoveSmart Mobility Management Strategy approved in March 2021, the policy will be used as a speed management tool to set and adjust appropriate speed limits throughout the City's street network.

Under this new policy, speed limit changes, including installation of new signage, are anticipated to be completed in school zones by Sept. 8, 2021, public laneways in spring 2022 and select neighbourhood areas in fall 2022.

**Within the first phase of the policy, speed limits in school zones will be reduced from 50km/h to 40 km/h.** The Policy is designed to increase comfort and safety for all users, encourage active forms of mobility, and create healthier communities.

After an extended hiatus of in-school learning due to COVID-19, it is more important than ever to remind pedestrians, drivers and cyclists of the rules of the road.

The city has installed mobile signs around the city to bring awareness to this new policy and is asking schools to remind their students and families to be vigilant when driving or using active transportation in their neighbourhood. For more information please click [here](#).